

Scaled data based on original data using  
LM-79-08 Approved Method: Electrical and Photometric Measurements of Solid-  
State Lighting Products

Test Report Prepared for  
Cooper Lighting Solutions  
(formerly Eaton)

Brand: McGRAW-EDISON

Report Number: P385923

Luminaire Tested: **GWC-SA1C-730-U-T3**

Issue Date: 3/3/2020

**Test Information**

Test Method: LM-79-08  
Report Number: P385923  
TEST IS SCALED FROM IESNA LM-79-08 TEST DATA (G2-1903-205-14)  
Test Lab: INNOVATION CENTER  
Issue Date: 3/3/2020  
Manufacturer: COOPER LIGHTING SOLUTIONS (FORMERLY EATON)  
Product Line: MCGRAW-EDISON  
Catalog Number: GWC-SA1C-730-U-T3  
Description: GALLEON WALL LUMINAIRE  
(1) 70 CRI, 3000K, 1050mA LIGHTSQUARE WITH 16 LEDS AND TYPE III OPTICS  
Light Source: -  
Ballast/Driver: ELECTRONIC DRIVER

**Summary**

Lumens per Lamp: N/A  
Luminaire Lumens: 6881 lumens  
Efficiency: N/A  
Efficacy: 116.6 lumens/watt  
Luminous Opening: Rectangular (W 0.5' x L: 0.5' x H: 0')  
IES Classification: Type III - Short  
BUG Rating: B1 - U0 - G2

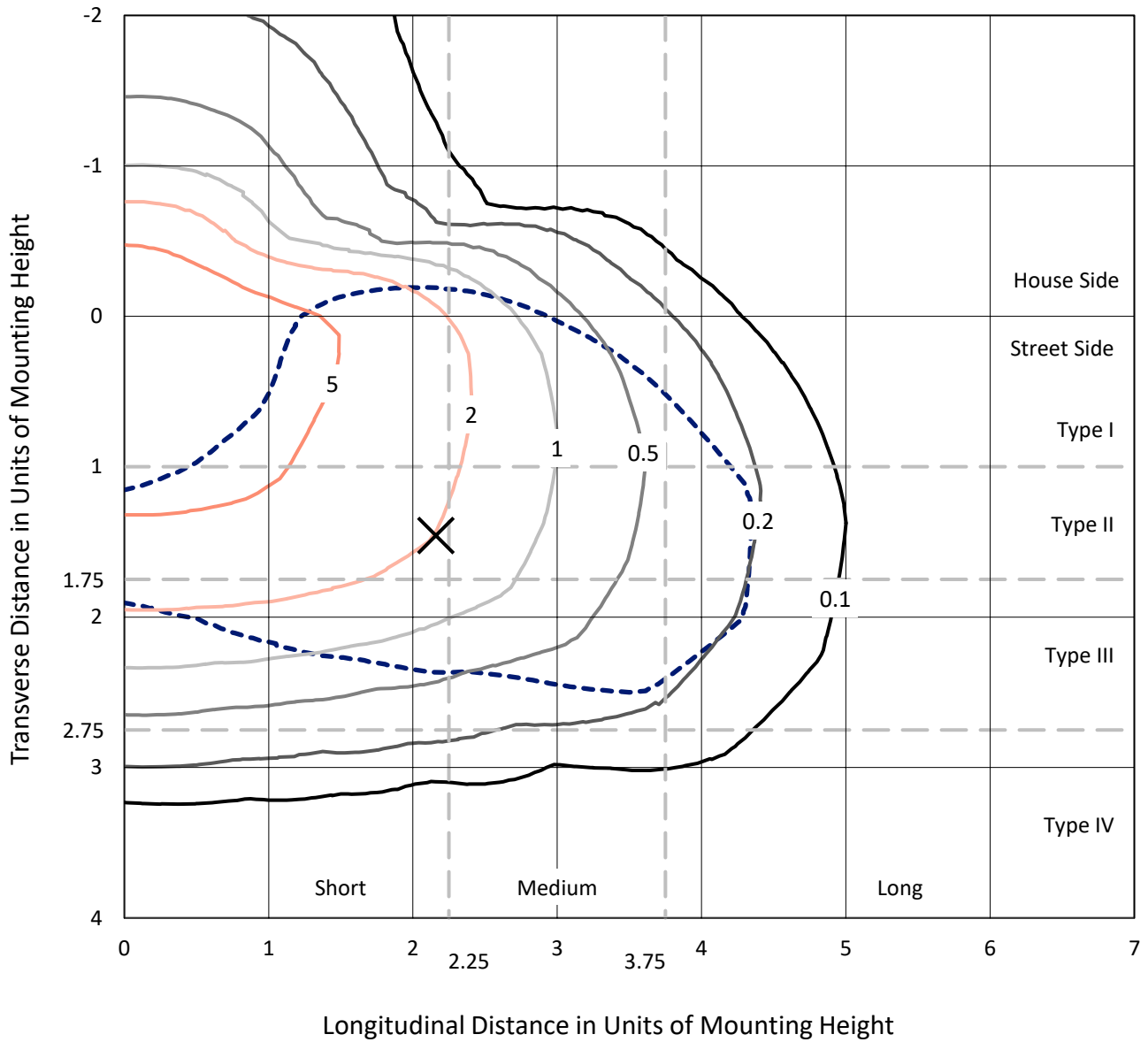
Input Watts (W): 59  
Input Voltage (V): NR  
Input Current (Ain): NR  
Voltage Rise (V): NR  
Power Factor: NR  
Total Harmonic Distortion (THDi): NR  
Frequency (hertz): 60  
Stabilization Time: NR  
Operation Time: NR  
Ambient Temperature (°C): NR  
Test Distance: 24 FT



REPORT NUMBER: P385923  
 CATALOG NUMBER: GWC-SA1C-730-U-T3

### Iso-Footcandle Lines of Horizontal Illumination

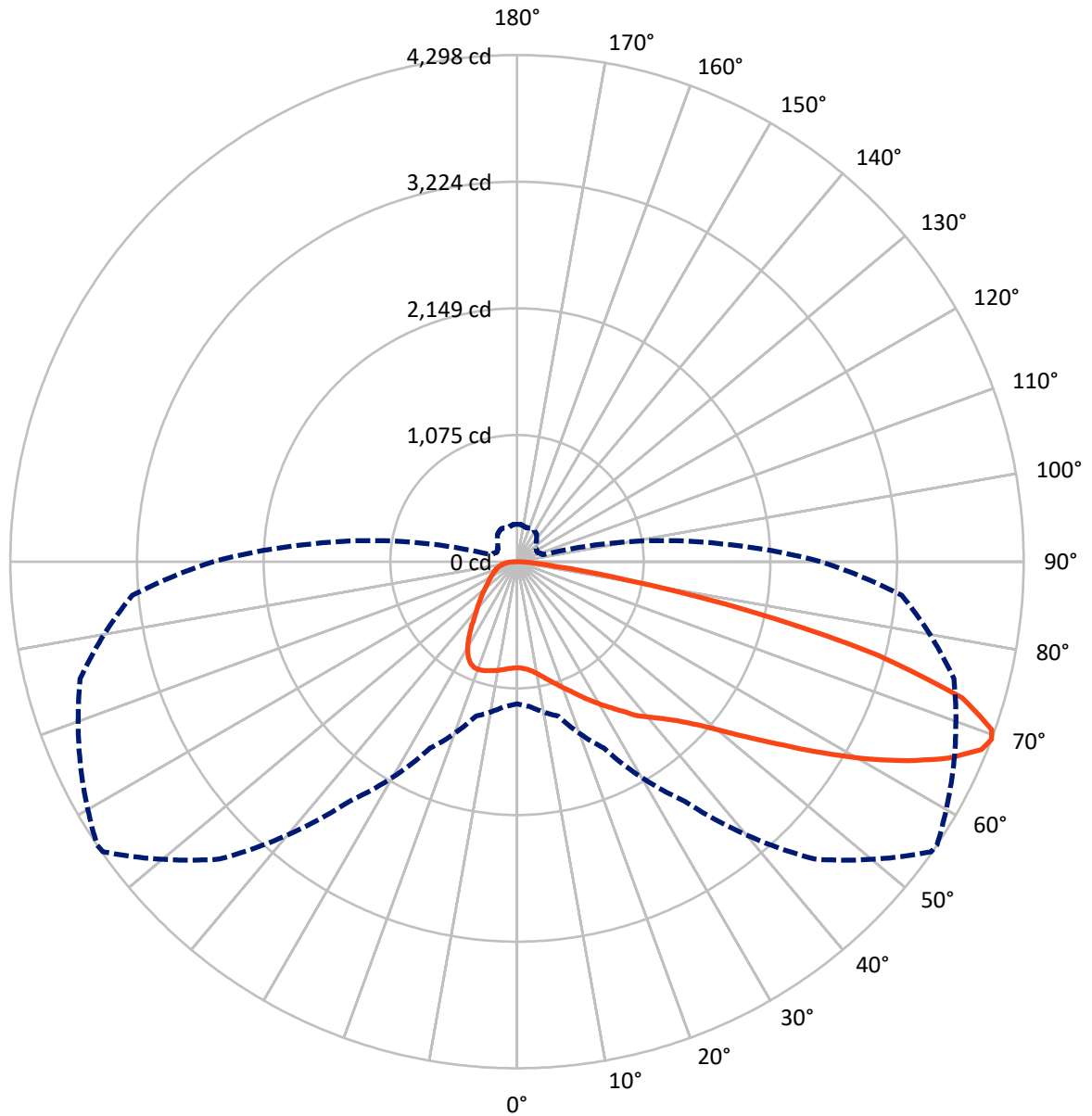
✕ Max cd  
 - - - 1/2 Max cd



Based on 10 foot mounting height. Maximum calculated value = 9.8 fc  
 Type III - Short - N/A

REPORT NUMBER: P385923  
CATALOG NUMBER: GWC-SA1C-730-U-T3

### Luminous Intensity Polar Plot



— Vertical Plane Through 56-Deg Lateral    - - - Horizontal Cone Through 69-Deg Vertical



REPORT NUMBER: P385923

CATALOG NUMBER: GWC-SA1C-730-U-T3

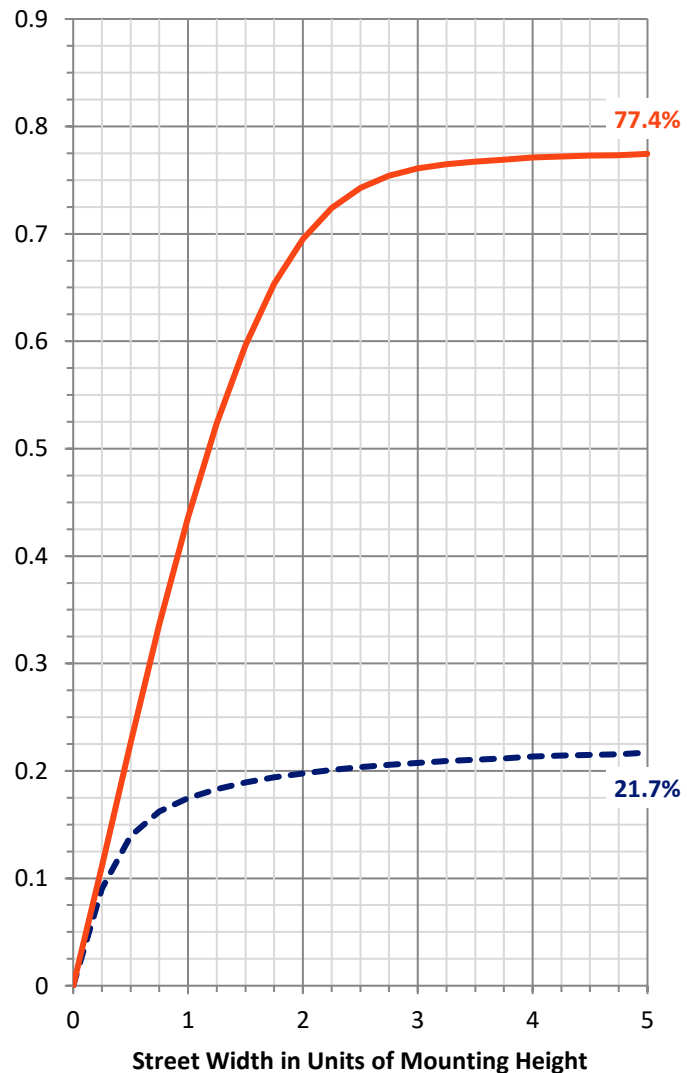
**FLUX DISTRIBUTION:**

		Downward	Upward	Total
<b>House Side</b>	Lumens	1532.4	0.0	1532.4
	% Fixture	22.3	0.0	22.3
<b>Street Side</b>	Lumens	5348.6	0.0	5348.6
	% Fixture	77.7	0.0	77.7
<b>Total</b>	Lumens	6881.0	0.0	6881.0
	% Fixture	100.0	0.0	100.0

**Coefficient of Utilization**

**ZONAL LUMENS:**

Zone	Lumens	% Fixture
0°-10°	88.4	1.3
10°-20°	284.1	4.1
20°-30°	495.9	7.2
30°-40°	712.4	10.4
40°-50°	985.9	14.3
50°-60°	1444.5	21.0
60°-70°	1761.2	25.6
70°-80°	973.7	14.2
80°-90°	134.8	2.0
90°-100°	0.0	0.0
100°-110°	0.0	0.0
110°-120°	0.0	0.0
120°-130°	0.0	0.0
130°-140°	0.0	0.0
140°-150°	0.0	0.0
150°-160°	0.0	0.0
160°-170°	0.0	0.0
170°-180°	0.0	0.0
0°-90°	6881.0	100.0
0°-180°	6881.0	100.0



REPORT NUMBER: P385923

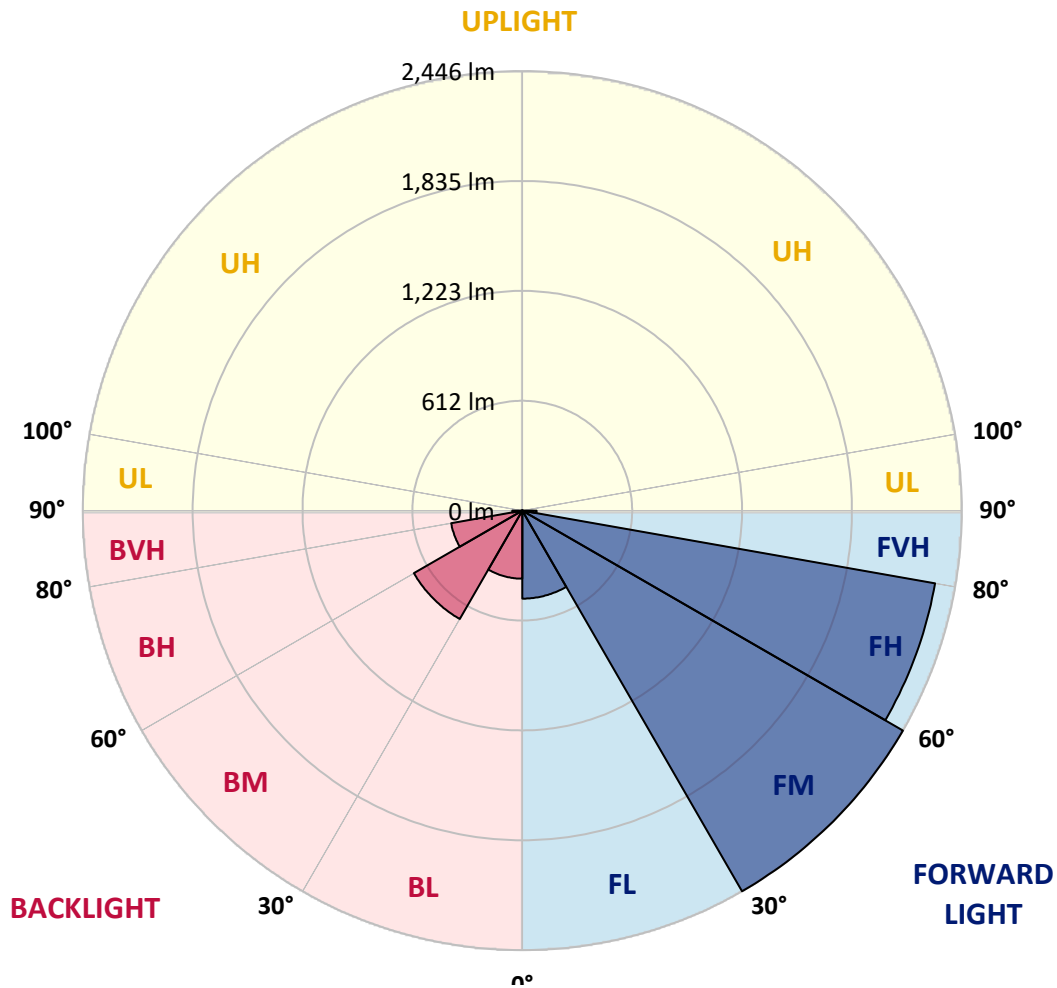
CATALOG NUMBER: GWC-SA1C-730-U-T3

**LUMINAIRE CLASSIFICATION SYSTEM LUMEN TABLE AND BUG RATING:**

Zone	Lumens	% Fixture	Zone Rating/Lumen Limit		
			B	U	G
FL (0°-30°)	489.7	7.1			
FM (30°-60°)	2446.5	35.6			
FH (60°-80°)	2333.0	33.9			G2/5000
FVH (80°-90°)	79.4	1.2			G1/100
BL (0°-30°)	378.7	5.5	B1/500		
BM (30°-60°)	696.4	10.1	B1/1000		
BH (60°-80°)	401.8	5.8	B1/500		G1/500
BVH (80°-90°)	55.4	0.8			G1/100
UL (90°-100°)	0.0	0.0		U0/0	
UH (100°-180°)	0.0	0.0		U0/0	

**BUG Rating: B1-U0-G2**

Type III Short





REPORT NUMBER: P385923

CATALOG NUMBER: GWC-SA1C-730-U-T3

**CANDELA DISTRIBUTION (FULL):**

	0°	5°	15°	25°	35°	45°	55°	56°	65°	75°	85°
0°	899.6	899.6	899.6	899.6	899.6	899.6	899.6	899.6	899.6	899.6	899.6
2.5°	905.3	906.2	905.5	907.4	905.3	906.7	905.5	905.5	904.8	902.7	900.3
5°	919.5	921.4	920.2	922.1	919.5	920.0	917.8	917.8	915.7	911.2	906.5
7.5°	941.8	943.9	943.0	944.9	941.3	941.3	938.5	938.2	934.0	926.6	921.2
10°	968.3	971.2	970.2	973.1	970.2	971.2	968.3	968.3	962.6	952.2	945.3
12.5°	1007.0	1010.5	1007.9	1007.7	1006.5	1008.4	1006.0	1005.5	1000.3	986.1	976.6
15°	1058.6	1062.4	1057.0	1056.5	1049.9	1049.2	1049.2	1048.5	1045.1	1028.1	1012.4
17.5°	1118.1	1119.3	1114.6	1107.0	1098.5	1093.0	1092.3	1094.2	1094.2	1074.3	1049.4
20°	1176.5	1178.6	1174.8	1166.3	1155.4	1147.3	1141.6	1145.4	1145.2	1121.5	1086.1
22.5°	1240.0	1245.0	1239.3	1228.4	1215.6	1206.6	1196.6	1199.9	1200.2	1171.0	1122.2
25°	1322.2	1317.7	1314.2	1298.8	1280.5	1271.3	1262.0	1265.3	1264.4	1224.3	1159.4
27.5°	1395.0	1396.0	1391.2	1374.9	1353.8	1333.4	1332.9	1335.0	1331.5	1279.8	1194.5
30°	1479.6	1480.1	1473.5	1458.8	1435.8	1409.5	1403.3	1406.9	1399.3	1332.4	1231.5
32.5°	1563.8	1566.2	1558.8	1541.0	1522.5	1490.5	1478.2	1480.6	1461.6	1386.2	1269.6
35°	1637.5	1640.8	1638.5	1626.6	1606.5	1579.0	1564.3	1562.8	1539.4	1452.1	1320.1
37.5°	1712.7	1715.7	1713.1	1703.2	1695.1	1666.0	1658.1	1658.1	1617.4	1519.5	1384.3
40°	1789.9	1794.7	1791.6	1777.8	1771.0	1757.7	1739.0	1734.5	1690.4	1600.3	1489.1
42.5°	1861.8	1867.9	1880.2	1872.2	1858.2	1860.1	1822.4	1820.0	1787.8	1719.8	1620.7
45°	1963.7	1972.7	1993.6	1987.4	1984.5	1974.1	1929.3	1927.2	1914.9	1880.5	1784.0
47.5°	2074.9	2087.2	2124.9	2126.1	2156.6	2137.0	2076.0	2068.7	2071.5	2073.0	1983.4
50°	2177.3	2190.8	2252.6	2281.8	2353.9	2358.1	2260.7	2254.1	2265.2	2297.9	2215.7
52.5°	2259.0	2276.1	2353.4	2443.5	2567.0	2602.0	2488.0	2483.1	2491.3	2547.8	2478.3
55°	2319.0	2337.5	2421.7	2585.7	2782.9	2844.8	2749.7	2745.0	2750.2	2822.0	2763.9
57.5°	2333.0	2337.5	2459.6	2681.5	2965.2	3113.8	3070.0	3060.5	3034.9	3097.5	3079.2
60°	2267.3	2285.4	2428.3	2715.1	3106.2	3379.1	3404.7	3392.8	3321.0	3372.2	3357.5
62.5°	2134.1	2166.4	2311.4	2663.9	3161.5	3595.7	3733.0	3718.8	3595.0	3628.2	3557.6
65°	1916.5	1930.3	2082.7	2487.3	3091.3	3734.4	4025.7	4018.6	3862.9	3811.0	3594.6
67.5°	1527.3	1553.1	1682.5	2118.2	2804.2	3718.1	4252.1	4251.4	4037.8	3878.8	3463.5
69°	1206.6	1233.3	1356.6	1744.9	2481.4	3568.5	4290.0	4298.3	4087.1	3837.5	3276.2
70°	961.9	993.0	1077.6	1469.7	2194.8	3371.3	4258.5	4273.5	4077.7	3769.5	3103.4
72.5°	409.4	434.5	494.7	757.6	1337.6	2517.4	3893.7	3950.1	3857.9	3450.0	2564.8
75°	178.7	186.6	213.8	308.9	593.8	1370.1	3050.3	3154.6	3298.7	2916.1	1910.6
77.5°	130.8	134.2	149.1	181.3	266.4	517.5	1961.6	2022.2	2379.0	2122.0	1172.0
80°	101.2	103.6	115.2	133.2	174.0	209.3	894.6	946.8	1337.6	1089.9	488.1
82.5°	80.6	82.3	90.3	98.1	120.2	126.8	297.0	329.5	493.8	301.0	129.2
85°	74.9	76.8	79.6	71.6	77.0	74.4	128.5	134.4	149.1	118.3	54.0
87.5°	33.9	40.1	78.9	55.7	41.0	32.7	52.6	55.0	61.9	62.1	23.9
90°	0.0	0.0	0.0	0.0	0.0	0.0	0.0	0.0	0.0	0.0	0.0



REPORT NUMBER: P385923  
 CATALOG NUMBER: GWC-SA1C-730-U-T3

**CANDELA DISTRIBUTION (continued):**

	90°	95°	105°	115°	125°	135°	145°	155°	165°	175°	180°
0°	899.6	899.6	899.6	899.6	899.6	899.6	899.6	899.6	899.6	899.6	899.6
2.5°	901.7	901.0	902.2	899.4	902.9	902.7	901.5	902.0	904.3	904.1	904.3
5°	907.2	906.7	908.1	906.0	910.3	911.7	911.9	914.0	916.7	917.4	917.4
7.5°	920.9	920.9	921.6	918.8	921.6	921.4	920.2	922.3	925.0	925.2	925.0
10°	944.6	944.9	943.7	936.3	934.0	927.6	921.6	921.9	925.2	927.8	928.5
12.5°	974.5	973.5	968.3	954.8	944.9	931.8	925.7	925.4	928.7	930.9	931.6
15°	1008.6	1006.0	992.5	970.5	952.9	940.1	930.2	927.8	925.9	923.5	923.8
17.5°	1040.9	1034.9	1012.4	981.8	963.4	946.3	927.1	911.7	901.0	894.8	892.9
20°	1073.6	1062.0	1029.5	992.5	969.0	938.0	901.0	869.7	850.3	841.3	839.6
22.5°	1103.4	1084.7	1045.4	1003.7	964.5	910.0	851.9	806.4	779.4	767.3	768.3
25°	1132.6	1106.5	1062.0	1011.5	941.8	860.7	783.7	727.7	696.4	682.9	682.5
27.5°	1158.2	1128.6	1080.0	1005.1	899.4	790.5	702.8	648.3	622.2	610.6	608.7
30°	1187.6	1156.3	1103.9	980.7	837.2	709.5	623.9	585.5	567.0	555.4	553.3
32.5°	1223.4	1194.0	1123.6	936.3	757.8	624.9	562.3	535.5	518.7	505.6	503.2
35°	1275.5	1243.8	1128.6	872.8	670.6	558.0	517.0	489.5	466.7	449.9	448.3
37.5°	1341.0	1306.1	1117.2	790.5	586.0	514.6	479.3	445.4	415.8	392.1	388.3
40°	1435.3	1382.7	1085.7	695.7	523.6	481.2	442.6	403.9	367.2	339.4	334.0
42.5°	1548.6	1472.5	1037.3	601.4	477.9	447.3	406.1	358.2	323.1	303.4	300.6
45°	1692.7	1565.9	970.2	518.9	432.8	413.4	366.7	322.6	300.8	286.4	284.0
47.5°	1857.3	1670.7	899.8	451.8	394.7	381.6	335.2	306.7	289.4	278.1	275.9
50°	2059.5	1789.0	825.2	396.8	356.3	343.5	320.2	298.0	284.2	275.4	273.3
52.5°	2287.5	1922.4	771.3	353.4	324.5	315.3	312.4	293.2	282.1	275.4	273.3
55°	2533.1	2058.3	713.3	316.9	297.0	299.6	307.2	293.7	286.1	278.1	275.0
57.5°	2778.9	2198.6	648.6	286.1	275.2	288.0	303.7	294.6	288.2	280.4	277.6
60°	2973.3	2287.5	548.3	260.3	257.9	275.2	295.1	287.5	279.2	279.5	279.0
62.5°	3064.0	2282.7	437.6	237.3	240.6	257.9	281.4	276.4	269.5	278.8	279.5
65°	3013.1	2169.0	340.6	216.4	222.1	239.9	267.2	270.9	273.3	291.1	293.5
67.5°	2799.3	1947.6	263.8	198.2	205.3	227.6	268.6	295.1	298.2	316.9	316.7
69°	2578.1	1739.9	229.2	188.7	197.0	230.6	287.1	310.5	298.9	318.8	316.0
70°	2392.7	1575.6	210.7	182.3	193.2	236.1	299.4	310.3	295.4	312.4	307.7
72.5°	1842.8	1133.6	178.7	170.4	180.4	225.9	302.9	303.4	287.1	290.4	282.3
75°	1263.9	716.4	156.0	154.3	161.0	203.6	291.6	289.9	265.5	260.7	254.1
77.5°	696.9	363.9	132.5	138.9	143.4	180.4	265.0	262.6	242.5	232.5	230.2
80°	268.8	159.3	111.9	123.5	126.3	156.2	232.3	230.2	213.3	200.5	197.0
82.5°	101.5	83.4	92.4	106.9	106.0	129.0	196.7	195.6	179.2	160.5	154.8
85°	46.9	50.0	73.2	88.2	81.3	95.5	157.4	159.5	139.6	117.3	117.3
87.5°	19.9	28.0	51.9	66.6	54.8	64.5	115.4	110.2	101.2	70.2	65.9
90°	0.0	0.0	0.0	0.0	0.0	0.0	0.0	0.0	0.0	0.0	0.0



Signify Classified - Internal  
Cooper Lighting Solutions Photometric Lab  
1121 Highway 74 South  
Peachtree City, GA 30269

Scaled Data Report



Report Generated By 670245982

Signify Classified - Internal  
Cooper Lighting Solutions Photometric Lab  
1121 Highway 74 South  
Peachtree City, GA 30269

Scaled Data Report



Signify Classified - Internal  
Cooper Lighting Solutions Photometric Lab  
1121 Highway 74 South  
Peachtree City, GA 30269

Scaled Data Report



Signify Classified - Internal  
Cooper Lighting Solutions Photometric Lab  
1121 Highway 74 South  
Peachtree City, GA 30269

Scaled Data Report



Signify Classified - Internal  
Cooper Lighting Solutions Photometric Lab  
1121 Highway 74 South  
Peachtree City, GA 30269

Scaled Data Report



--- HS — SS

Signify Classified - Internal  
Cooper Lighting Solutions Photometric Lab  
1121 Highway 74 South  
Peachtree City, GA 30269

Scaled Data Report



u

Signify Classified - Internal  
Cooper Lighting Solutions Photometric Lab  
1121 Highway 74 South  
Peachtree City, GA 30269

Scaled Data Report



Signify Classified - Internal  
Cooper Lighting Solutions Photometric Lab  
1121 Highway 74 South  
Peachtree City, GA 30269

Scaled Data Report



(END OF REPORT)